

Signspotters

Answer sheet



Correct meaning:
Slippery road

Bonus question answer:
• Slow down



Correct meaning:
School ahead

Bonus question answer:
• Look out for children



Correct meaning:
Danger ahead

Bonus question answers:
• There may be a sharp bend
• There may be a hidden dip
• There may be a height restriction



Correct meaning:
Pedestrian crossing

Bonus question answers:
• Slow down on approach
• Always stop, even if there are not pedestrians




Correct meaning:
Road work

Bonus question answers:
• Look out for traffic build-up
• Beware frustrated drivers
• Watch of lots of workers on the road



Correct meaning:
Hospital

Bonus question answers:
• Ambulance travelling at high speed
• Traffic build-up
• High volume of traffic



Correct meaning:
No entry for vehicles

Bonus question answers:
• It might be a one-way street
• Cars might suddenly stop



Correct meaning:
Uneven road

Bonus question answer:
• Slow down



Correct meaning:
No pedestrians

Bonus question answers:
• Fast traffic
• Unsafe terrain
• Drivers won't be expecting pedestrians
• Drivers going at high speed



Correct meaning:
Do not speed over 30mph

Bonus question answers:
• This is for everyone's safety
• Cars going at higher speeds take longer to stop
• Fast drivers have less time to react
• Exceeding the speed limit can kill

Signspotters

The Game

Instructions

1. Tick the right box for each sign.
2. Answer the bonus questions.
3. Discuss with the class and compare results with the answer sheet.



- Water on road
- Slippery road
- Bends in the road
- Uneven road

BONUS: What should drivers do when they see this sign?

- Slow down
- Brake immediately
- Get ready to overtake other vehicles
- Sound horn to warn drivers
- Do a U-Turn to avoid it



- Stop
- Dip in road
- Danger ahead
- No entry

BONUS: What road dangers does this sign suggest?

- There may be harp bend
- There may be height restriction
- There may be trucks on the road
- There may be a hidden dip
- There may be bats



- Pedestrian on road
- Road works
- No vehicles ahead
- Working ahead

BONUS: What risks could be nearby?


- Traffic build-up
- Frustrated drivers
- Lots of workers on the road
- iPod drowned out by drill
- Cars double-parked

Signspotters

The Game

Instructions

1. Tick the right box for each sign.
2. Answer the bonus questions.
3. Discuss with the class and compare results with the answer sheet.



- Give way
- One way traffic ahead
- No entry for vehicles
- Single lane ahead

BONUS: Why shouldn't this sign be ignored?

- It might be a one-way street
- There may be wild animals
- It can be ignored if the road is clear
- Cars might suddenly stop
- It's in a red circle



- No pavements ahead
- Pedestrians ahead
- No pedestrians
- Frequent walking

BONUS: What risks could be associated with this sign?

- Fast traffic
- Unsafe terrain
- Drivers won't be expecting pedestrians
- No Wi-Fi
- Drivers going at high speed



- Children crossing
- School ahead
- No children
- Supervision needed

BONUS: What should drivers do when they see this sign?


- Look out for children
- Obey only if you have children in the car
- Slow down when you see children
- Overtake only if safe
- Increase speed to let parents park

Signspotters

The Game

Instructions

1. Tick the right box for each sign.
2. Answer the bonus questions.
3. Discuss with the class and compare results with the answer sheet.



- School crossing
- Pedestrian crossing
- Pedestrian walking on road
- Adults crossing

BONUS: What should drivers do when they see this sign?

- Slow down on approach
- Stop immediately
- Always stop, even if there are no pedestrians
- Only stop if it's safe to do so
- Only stop if there are pedestrians waiting to cross



- Hospital
- Historical site
- Helicopter pad
- Intersections ahead

BONUS: What risks could be nearby?

- Traffic build-up
- Distracted drivers
- Escaped patients
- High volume of traffic
- Ambulance travelling at high speed



- Bridge ahead
- Uneven road
- Water on road
- Speed bumps

BONUS: What road dangers would this sign suggest?

- Nothing. It's for road workers
- Slow down
- Change lane immediately
- Phone the council
- Speed up a little bit to avoid wheel damage

Signspotters

The Game

Instructions

1. Tick the right box for each sign.
2. Answer the bonus questions.
3. Discuss with the class and compare results with the answer sheet.



- Maximum speed
- Minimum speed
- Obstruction in 30 metres
- Maximum parking time

BONUS: Why is it important to stick to the speed limits?

- For everyone's safety
- To save petrol
- Fast drivers have less time to react
- Exceeding the speed limit can kill
- Cars going at higher speeds take longer to stop